



Instruction Manual for Choice Filling through Online Counselling Portal of Veer Madho Singh Bhandari Uttarakhand Technical University, Dehradun

Follow the steps and carefully read the instruction manual to complete Choice Filling through the Online Counselling Web Portal (UTU).

Applicants appearing for JEE Main 2026 must have a DigiLocker account before proceeding with the registration process. If you do not already have a DigiLocker account, please create one before proceeding. Applicants who have not appeared for JEE Main 2026 are not required to have a DigiLocker account and may proceed with registration by selecting No for the JEE Main 2026 entrance examination option.

Step 1 – Register on Portal

The screenshot shows the 'Registration for Candidate' page of the Online Counselling Portal. The page features the university's logo and name at the top. The registration form includes the following fields and options:

- Course Name ***: A dropdown menu with "--Select--" selected.
- Already Registered User? [Sign In](#)**: A link for existing users.
- 1st Year *** and **Lateral Entry 2nd Year ***: Radio button options.
- Candidate Name**, **Father's Name**, **Mother's Name**, and **Date of Birth**: Text input fields.
- Mobile Number** and **Email ID**: Text input fields.
- Captcha**: A grid with the text "XOHBH" and a refresh icon.
- Enter Captcha**: A text input field for the captcha.
- Register** and **Reset**: Buttons at the bottom of the form.

At the bottom of the page, the contact information is provided: Technical Helpline : Mobile:+91-9151988051, Email ID: help@utums@uktech.ac.in

- To register through the online counseling portal, select Course and enter the required details in the respective fields and then click on **Register** button.



A. B.Tech – 1st Year

After you select **B.Tech** from the drop-down menu, the required fields appear, as shown below.

The screenshot shows the 'Registration for Candidate' page. On the left is a banner for the university's online counselling portal. On the right is a registration form with the following fields and options:

- Course Name: B.TECH. (dropdown menu)
- Year: 1st Year * and Lateral Entry 2nd Year *
- Did you appeared in JEE MAINS 2026 entrance exam?*: Yes and No
- JEE MAINS 2026 Registration No. (text input field)
- Proceed to Register (green button)

At the bottom of the page, there is a footer with copyright information and technical helpline details: Copyright Veer Madho Singh Bhandari Uttarakhand Technical University, Dehradun. Technical Helpline : Mobile: +91-9151988051, Email ID: help@utms@uktech.ac.in

- Select **1st Year** if you are taking admission to the 1st year of B.Tech.
- Select **Yes** if you appeared for the JEE 2026 examination.
- Enter your **JEE Main 2026 registration number**.
- After entering the required details, click the **Proceed to Register** button.
- Once clicked on **Proceed to Register** button, you will be redirected to the Digilocker login page.

Step-3:

Login at Digilocker website

- Enter your APAAR ID in the given fields and then click the **Continue** button.

The screenshot shows the Digilocker login page. At the top, there are logos for the Ministry of Education, APAAR (One Nation, One Student ID), and Digital India. The main heading is 'Login or Create Your Account'. There are two buttons: 'APAAR ID' (selected) and 'Other ID'. Below this, there is a text box explaining that APAAR ID is a 12-digit unique identifier. The form asks to 'Enter your APAAR ID' and provides three input fields. A 'Continue' button is at the bottom. Below the button, there is a link to 'Terms of Service' and a link to 'Create Now' for those who don't have an APAAR ID. A 'Back to Home' button is at the very bottom.

- In case of Other ID, click the Other ID and select the particular option from the dropdown.



Login or Create Your Account

APAAR ID

Other ID

Select ID

Enter ID / Number*

PIN*

PIN less authentication

[Forgot security PIN?](#)

Continue

By continuing, I agree to [Terms of Service](#).

Don't have APAAR ID? [Create Now](#).

[Back to Home](#)

- In Other ID section, select a particular **ID** from dropdown and then enter your **ID Number** and **PIN** in the given fields.
- Click the Continue button to proceed.

#Note: If you do not have **APAAR ID**, click **Create Now** link to create your **APAAR ID**.



Login or Create Your Account

APAAR ID

Other ID

Select ID

Select ID

Aadhaar

PAN

Driving License

PIN less authentication

[Forgot security PIN?](#)

Continue

By continuing, I agree to [Terms of Service](#).

Don't have APAAR ID? [Create Now](#).

[Back to Home](#)

- Once selected, tick the **PIN less authentication** checkbox and click the **Continue** button.
- If you forgot your PIN, click the [Forgot Security PIN](#) link to reset.

Step-4

Give the consent for sharing their document to UTU

- Once the selected ID details are entered, you will be redirected to the consent sharing page of **DIGILOCKER**, as shown below.

DigiLocker
Document Locker for Engineer Citizens

Please provide your consent to share the following with **AdmissionUTU**:

- Issued Documents (9) [Select all](#)
- PAN Verification Record (XXS9578H)
- Driving License (can be accessed)
- Class X Marksheet (can be accessed)
- Class Xth Compartment Marksheet (can be accessed)
- Class XII Marksheet (can be accessed)
- Class XIIth Compartment Marksheet (can be accessed)
- CUET PG Score Card (can be accessed)
- CUET UG Score Card (can be accessed)
- JEE Main Score Card (can be accessed)
- [... View less documents](#)

Get your Email

Profile information
Name, Date of Birth, Gender

Academic Bank of Credits Details
Credits and Associated Institutions

Consent validity date (Today + 30 days)
21-Jun-2026 [Edit](#)

Purpose
Admission

Consent validity is subject to applicable laws.
By clicking 'Allow', you are giving consent to share with **AdmissionUTU**.

[Deny](#) [Allow](#)



Tick the following documents on consent sharing page and then click the **Allow** button below:

- Class X Marksheet
- Class XII Marksheet
- JEE Main Score Card

#Note- Once the required details and consent are submitted through DigiLocker, you will be redirected to the registration page. From there, proceed to enter your personal details.

Registration for Candidate
Already Registered User? [Sign In](#)

Course Name *
BTECH

1st Year *
 Yes No

Did you appeared in JEE MAINS 2026 entrance exam?
 Yes No

JEE MAINS 2026 Registration No.
[Input Field]

Rank JEE (MAIN) [Input Field] Candidate Name [Input Field]

Father's Name [Input Field] Mother's Name [Input Field]

Date of Birth [2007-12-14] Mobile Number [Input Field]

Email ID [Input Field]

Captcha [Input Field] Enter Captcha [Input Field]

[Register](#) [Reset](#)

OTP based Mobile No. Verification

OTP Verification
Enter the code we just send on your mobile phone 88XXXXX691

Enter OTP
[Input Field]

Resend OTP after 20 Seconds
[Resend](#)

[Verify](#) [Reset](#)


Copyright Veer Madho Singh Bhandari Uttarakhand Technical University Dehradun | Technical Helpline | Mobile: +91-9151966051, Email ID: helpdesk@vmtu.ac.in | Powered by [Qamilla](#)

- The applicant must enter the OTP sent to the registered mobile number in the respective field, and then select **Verify**.
- Once the verification is done, applicant will be registered on the Portal, and authorized to login to the Portal. Login Credentials will be shared with the applicant through SMS & Email.

#Note: In case the OTP is not received, click on **Resend OTP** button.



B. B.Tech – 2nd Year Lateral Entry



Registration for Candidate

Already Registered User? [Sign In](#)

Course Name *
B.TECH.

1st Year * Lateral Entry 2nd Year *

Candidate Name Father's Name

Mother's Name Date of Birth

Mobile Number Email ID

Captcha

Phone : Mobile:+91-9151988051, Email ID: help@vtuums@uktech.ac.in

Enter the following details when applying for lateral entry into the second year of the B.Tech program:

- Candidate Name
- Father's Name
- Mother's Name
- Date of Birth
- Mobile Number
- Email ID
- CAPTCHA
- After entering all the required details, click the **Register** button below.
- If needed, click the **Reset** button to clear and re-enter the details.
- An OTP will be sent on the entered Mobile No. and Email ID thereafter.

OTP based Mobile No. Verification



OTP Verification

Enter the code we just send on your mobile phone 86XXXXXX691

Enter OTP

Resend OTP after 20 Seconds:

Copyright Veer Madho Singh Bhandari Uttarakhand Technical University, Dehradun Technical Helpline : Mobile: +91-9151988051, Email ID: help@vtuums@uktech.ac.in Powered by Quesada

- Enter the OTP sent to the entered mobile number in the respective field, and then select **Verify**.
- Once verification is complete, the applicant is registered on the portal and authorized to log in. The login credentials are sent to the applicant via SMS and email.

#Note: In case the OTP is not received, click on **Resend OTP** button.



Step 5 – Login to Portal

Candidate Login
Don't have an account? [Create account](#)

User ID

Password

Captcha Enter Captcha
R5R4E

[Sign In](#) [Reset](#)

[Forgot Password?](#)

Copyright Veer Madho Singh Bhandari Uttarakhand Technical University, Dehradun Technical Helpline : Mobile:-91-9151988051, Email ID: help@uam@uutech.ac.in Powered by [Qrrrllvlg](#)

- To login to the Portal, applicant will have to enter the User ID & Password shared on their registered Mobile No. & Email ID and Captcha in respective fields, and click on **Sign In** button.
- To log in to the portal, the applicant must enter the user ID and passwords sent to the registered mobile number and email address; enters the captcha in the respective field, and then click **Sign In**.
- Applicant will be redirected to their respective dashboard thereafter.

** Create Password, if forgotten

Forgot Password?
Please submit your User ID below and we'll send you a link to recover your password.

User ID / Registered Mobile No.

[Submit](#) [Reset](#)

[Back to Login](#)

Copyright Veer Madho Singh Bhandari Uttarakhand Technical University, Dehradun Technical Helpline : Mobile:-91-9151988051, Email ID: help@uam@uutech.ac.in Powered by [Qrrrllvlg](#)

- If the applicant has forgotten the password then click on **Forgot Password?** Link to create new password available on Login panel. Once clicked on the link, new page with required fields to enter User ID/Mobile No. appears on screen. Click submit button to submit.
- Thereafter, an OTP will be sent on the registered Mobile No. /Email ID.
- Enter the OTP in the respective field for verification. Once verification is complete, the applicant/user can create a new password.



Step 6 – Submit Application Form

- After logging in, the applicant is redirected to the dashboard, where the application form must be submitted.
- Click on **+Application Form** button appearing on the screen.
- Once you click the Application Form button, you will be required to enter your ID (APAAR ID/Other ID) details to log in to DigiLocker and proceed.

4.1. Personal Details

- Basic details of the applicant will be fetched from the Registration panel (non-editable) and appear on the screen whereas applicant will have to enter the following details:
 - Are you a Resident/Domicile of Uttarakhand State?
 - Yes
 - No
 - If **NO** then along with below details, answer **Have you completed the qualifying Exam from Uttarakhand State?**
 - Yes
 - No
 - Year of Admission
 - Nationality
 - Gender
 - Category



- Sub-category
- ID Proof
 - Aadhaar Card
 - Passport
 - Citizenship Card
- ID Proof Number
 - Aadhaar No.
 - Passport No.
 - Citizenship Card No.
- After entering the above details in the respective fields, click on **Save and Next** button. Details will be submitted thereafter and applicant will be redirected to the next step.

4.2. Educational Qualification Details

The screenshot shows the 'ONLINE COUNSELLING PORTAL' interface. The top navigation bar includes the university logo, name, and a 'Dashboard' link. Below the navigation bar are four main sections: 'Personal Information', 'Education Qualification', 'Upload Documents', and 'Fee Submission'. The 'Education Qualification' section is active, displaying 'A. Candidate Details' and 'B. Qualification'.

A. Candidate Details

Candidate Name:	Father's Name:	Mother's Name:	Date of Birth:
Akash	Kishore	Mother	01/05/2008
Mobile Number:	Email ID:	Course:	
8862839691	akash@ctotl.co.in	B.Pharm Lateral Entry	

B. Qualification

Eligibility: Passed Diploma examination in a Program from an PCI approved Institution, with at least 45% marks (40% in case of candidates belonging to reserved category) in appropriate Program.

Diploma

Is Appearing ?

Board / Institute *	Course *	Subject/ Specialization *
Year *	Essential Qualification Roll No. *	Obtain Mark *
--Select--		0
Max Mark *	Percentage *	Grade *
0	0	--Select--

Buttons: Previous, Update and Next

Copyright: Veer Madho Singh Bhandari Uttarakhand Technical University, Dehradun. Powered by CamBrid.

- Basic details of the applicant will be fetched from the Registration panel (non-editable) and appear on the screen whereas applicant will have to enter the following details:
 - Checkbox of Is Appearing in Diploma (if applicable)
 - Name of Board/Institute
 - Name of Course
 - Name of Subject/Specialization
 - Year
 - Essential Qualification Roll No.
 - Obtained Marks
 - Maximum Marks
 - Percentage (auto-calculated)
 - Grade
 - Course Type (if applicable)
 - 2 Year Course
 - 3 Year Course
 - 4 Year Course
 - 2 Year Lateral Entry Course (for Diploma only)



- 3 Year Lateral Entry Course (for Degree)
- After entering the above details in the respective fields, click on **Save and Next** button. Details will be submitted thereafter and applicant will be redirected to the next step.

4.3. Upload Documents

Veer Madho Singh Bhandari Uttarakhand Technical University, Dehradun Dashboard

ONLINE COUNSELLING PORTAL

Personal Information | Education Qualification | **Upload Documents** | Fee Submission

A. Candidate Details

Candidate Name: Akash | Father's Name: Kishore | Mother's Name: Mother | Date of Birth: 01/05/2008
 Mobile Number: 8882839691 | Email ID: akash@otpl.co.in | Course: B.Pharm Lateral Entry

B. Upload Documents

Photograph * | Signature * | Aadhar *

Choose File | No file chosen | Choose File | No file chosen | Choose File | No file chosen

(File Format: jpeg, jpg 7Max File Size: 100 KB) | (File Format: jpeg, jpg 7Max File Size: 100 KB) | (File Format: JPEG,jpg or Pdf 7Max File Size: 2 MB)

Previous | Save and Next

Copyright Veer Madho Singh Bhandari Uttarakhand Technical University, Dehradun. | Powered by

- Basic details of the applicant will be fetched from the Registration panel (non-editable) and appear on the screen whereas applicant will have to Upload:
 - Photograph (File Format: JPEG/JPG ; Max File Size: 100 KB)
 - Signature (File Format: JPEG/JPG ; Max File Size: 100 KB)
 - ID Proof Type (File Format: JPEG/JPG/PDF ; Max File Size: 2 MB)
- After uploading above documents in the respective fields, click on **Save and Next** button. Details will be submitted thereafter and applicant will be redirected to the next step.

4.4. Preview and Submission of Application, and Fee Submission

Veer Madho Singh Bhandari Uttarakhand Technical University, Dehradun Dashboard

ONLINE COUNSELLING PORTAL

Personal Information | Education Qualification | Upload Documents | Fee Submission

Final Preview - B.Pharm Lateral Entry

Personal Information

Candidate Name :	Akash	Date of Birth :	01/05/2008
Father's Name :	Kishore	Mother's Name :	Mother
Mobile Number :	8882839691	Email ID :	akash@otpl.co.in
Nationality :	Indian	Gender :	Male
Category :	GEN (General)	Sub Category :	None
Are you a Resident/Domicile of Uttarakhand State :	Yes		
Year of Admission :	2023		

Qualification Details

Diploma

Board :	Test	Course :	Test
Subject/ Specialization :	Test	Year :	2021
Roll No. :	123		
Obtain Mark :	100.00	Max Mark :	100.00
Percentage:	100.00	Grade :	A1
Course Type :			



Year	Obtained Marks	Max Marks
Uploaded Documents		
Photograph :		
Signature :		
Aadhar :		
Fee Details		
Counselling Registration Fees	₹ 2000/-	
Total	₹ 2000/-	
Note : Your Counselling Registration Fees is subject to verification & payment of aforesaid fee by the Institute to the University.		
○		
Go To Dashboard		Final Submit & Proceed to Payment

- After submission of details in respective forms, applicant will be redirected to preview the filled details, do the necessary changes (if required), final submission of Application and submit Fee.
- To **Edit** the filled details, click on **Go to Dashboard** button and then on the respective form to edit the required details.
- After making changes, if any, click on **Final Submit & Proceed to Payment** button.
- Subsequently, Pay the fee specified on the Portal through online mode and download the Fee Payment Receipt for record purpose.

Step 5 – Choice Filling

Veer Madho Singh Bhandari Uttarakhand Technical University, Dehradun | Dashboard

ONLINE COUNSELLING PORTAL

Dashboard

Candidate Details

S.No.	Application Registration No.	Candidate Name	Father's Name	Press here Proceed further	
1	EC23000027	Akash	Kishore		

Copyright Veer Madho Singh Bhandari Uttarakhand Technical University, Dehradun | Powered by OzonNet

- After submitting the application form and paying the fee, applicants are redirected to the dashboard, where they can complete the choice filling process. Click the **Choice Filling** icon in the grid to proceed to the choice filling page.
- Applicants can make changes to the submitted application by clicking on the Edit icon available in the grid.
- For choice filling, select:

Veer Madho Singh Bhandari Uttarakhand Technical University, Dehradun | Dashboard

ONLINE COUNSELLING PORTAL

Choice Filling

Student Name : Akash | Father Name : Kishore

Student Mobile No.: 8862839691 | Course Name : B.Pharm Lateral Entry

Institute Status * : --Select-- | Institute Name * : --Select-- | Branch Name * : --Select-- [+ Add](#)

Choice Seq. No.	Choice Order	Institute Status	Institute Name	Branch Name	Action
No Record Found!					

Copyright Veer Madho Singh Bhandari Uttarakhand Technical University, Dehradun | Powered by OzonNet

- Institute Status(Private/Government)
- Institute Name
- Branch Name



- After entering the details in the above fields, click **+ Add**. The details will then be added. Applicants can add multiple choices by following the same process.

The screenshot shows the 'Choice Filling' interface of the online counselling portal. At the top, there is a header with the university logo and name, and a 'Dashboard' link. Below the header, the student's details are entered: Student Name: Akash, Father Name: Kishore, Student Mobile No: 8882839691, and Course Name: B.Pharm Laterk Entry. There are dropdown menus for Institute Status (set to Pvt), Institute Name, and Branch Name, along with a '+ Add' button. Below this is a table of filled choices with columns for Choice Seq No., Choice Order, Institute Status, Institute Name, Branch Name, and Action. The table contains five entries, each with a 'Go To' button and a 'Delete' icon. At the bottom, there is a 'Save Your Choice' button.

Choice Seq No.	Choice Order	Institute Status	Institute Name	Branch Name	Action
1	↓	Pvt	ALPINE COLLEGE OF HEALT & TECH DEHRADUN	B.Pharm	🗑️
2	↑ ↓	Pvt	SARVATY MEDICAL COLLEGE OF PHARMACY DEHRADUN	B.Pharm	🗑️
3	↑ ↓	Pvt	SHREYANSH MEDICAL INSTITUTE OF TECH & DEHRADUN	B.Pharm	🗑️
4	↑ ↓	Pvt	TECH COLLEGE OF PHARMACY DEHRADUN	B.Pharm	🗑️
5	↑	Pvt	GLOBAL INSTITUTE OF PHARMACEUTICALS DEHRADUN	B.Pharm	🗑️

- Applicants can change sequencing of filled choices by clicking the **Arrow** buttons or entering the Serial Number in the box and then click **Go To** button.
- To delete the filled choice, click **Delete** icon of respective choice.
- Once the details are submitted, click **Save Your Choice** button. Choices will be submitted thereafter and applicant will be redirected to next step.



Step 6 - Preview and Final Submission

Veer Madho Singh Bhandari Uttarakhand Technical University, Dehradun
Dashboard

ONLINE COUNSELLING PORTAL

Final Preview - B.Pharm Lateral Entry

Personal Information

Candidate Name :	Akash	Date of Birth :	01/05/2008
Father's Name :	Kishore	Mother's Name :	Mother
Mobile Number :	8882839691	Email ID :	akash@otpl.co.in
Nationality :	Indian	Gender :	Male
Category :	GEN (General)	Sub Category :	None
Are you a Resident/Domicile of Uttarakhand State :	Yes		
Year of Admission :	2023		

Qualification Details

Diploma

Board :	Test	Course :	Test
Subject/ Specialization :	Test	Year :	2021

Payment Details

S.No.	Challan No.	Amount	Payment Date
1	ENF000000012	2000.00	

Note: Please note that after clicking on "Final Submit" button no changes will be allowed in the submitted data. If you need to do any change, kindly go back to do it before final submission of the choice.

1) I hereby declare that the details furnished above are true and correct to the best of my knowledge. Also, I agree that:

(a) I have filled all of my choices.

(b) I shall not be making any claim for the allotments made on the basis of above submissions done by me.

2) I am also aware that my Admission is subject to the verification of my eligibility for the allotted seat, and in case if any of the information is found to be false, my Admission will be cancelled by the University and I shall not make any claim against the same.

I Agree

Back to Choice Filling

Captcha

Enter Captcha

Final Submit

Copyright Veer Madho Singh Bhandari Uttarakhand Technical University, Dehradun
Powered by [DigiNet](#)

Aadhar:

Choice Filling

Choice Seq No.	Institute Name	Branch Name
1
2
3
4
5



- Please note that no changes will be allowed in the Application Form and Filled Choices, once the applicant clicks on **Final Submit** button hence; applicants are advised to do changes in the Application Form and Filled Choices (if required) before clicking on **Final Submit** button.
- To do the final submission, enter the Captcha in respective fields and then click on **Final Submit** button. Applicant will be redirected to the screen, as shown below.

The screenshot shows the 'Candidate Details' section of the online counselling portal. It features a table with the following data:

S.No.	Application Registration No.	Candidate Name	Father's Name	Press here Proceed further
1	EC23000027	Akash	Kishore	

- Application and Choices will be frozen after clicking on **Final Submit** button and can be seen by the applicant on their dashboard.

View Allotment Result

After Clicking on the View Allotment Result tab, a form will open for the students, as shown below.

The screenshot shows the 'University Management System' form for viewing allotment results. The form contains the following fields:

Application No. EC24000037	Candidate Name GAURAV	Father's Name FATHER	Mother's Name MOTHER
Date of Birth 02/08/1985	Mobile Number [Redacted]	Email ID [Redacted]	Year of Admission 2024
Rank 84 (Round-1)	Allotment Category GEN(M)	Allotment Quota UK	Course Name B.TECH
Alloted Institute Name [Redacted]	Alloted Branch Name [Redacted]		
Institute Mobile No. [Redacted]	Institute Website www.gbust.ac.in		

At the bottom of the form, there are three buttons: **Freeze**, **Float**, and **Withdraw**.

After entering all required details, the student will see these three options:

- Freeze
- Float
- Withdraw

If the applicant chooses Freeze option

Freeze Option Instructions



The *Freeze Option* may be selected when the applicant is satisfied with the allotted college and wishes to confirm admission in the same institution.

- The applicant must **freeze the allotted choice** on the counselling portal.
- An **advance admission fee of ₹10,000** must be paid online through the counselling portal.
- On the specified **reporting date**, the applicant is required to visit the allotted institute.
- The applicant must complete the admission process at the institute, which includes:
 - Verification of original documents
 - Submission of required documents
 - Payment of the remaining admission fee

#Note- Admission shall be considered complete only after successful document verification and full fee payment at the concerned institute.

- Provisional seat allotment letter will be issued with the institute name and branch mentioned into it. This will further help in applicant for completing the admission process and paying the remaining fees.

वीर माधो सिंह भण्डारी उत्तराखण्ड प्रौद्योगिकी विश्वविद्यालय, देहरादून, भारत
(उत्तराखण्ड सरकार द्वारा अधिनियम 415/2005 द्वारा स्थापित पूर्ववर्ती उत्तराखण्ड तकनीकी विश्वविद्यालय)
Veer Madho Singh Bhandari Uttarakhand Technical University, Dehradun, India
(Formerly Uttarakhand Technical University Established by Act No. 415/2005 by Uttarakhand Government)

University Management System
Veer Madho Singh Bhandari Uttarakhand Technical University

Dashboard

ONLINE COUNSELLING PORTAL

View Allotment Result (Kindly Scroll Down your page to proceed for the Seat Allotment Process)

Application No.	JEE Registration No.	Candidate Name	Father's Name
EC240000017	230310398623	MOHNISH GAUTAM	P N GAUTAM
Mother's Name	Date of Birth	Mobile Number	Email ID
SHAILJA GAUTAM	11/10/2004		
Year of Admission	Rank	Allotment Category	Allotment Quota
2024	84 (Round-1)	GEN(M)	UK
Course Name	Alloted Institute Name		
B.TECH			
Alloted Branch Name	Institute Mobile No.		
Institute Website			

Allotment Status has been Freezed,Download Your Allotment Letter to Click "**Provisional Seat Allotment Letter**" button:

[Go to Dashboard](#) [Provisional Seat Allotment Letter](#)

Copyright Veer Madho Singh Bhandari Uttarakhand Technical University, Dehradun.



Provisional Letter

Print



**Veer Madho Singh Bhandari Uttarakhand
 Technical University, Dehradun**
 B.TECH Counselling 2024-25
 Session 2024-25

Provisional Seat Allotment Letter

Personal Details			
Registration No.	CT0000000019		
Application No.	EC240000017	Candidate Name	MOHNISH GAUTAM
Father's Name	PN GAUTAM	Mother's Name	SHAILJA GAUTAM
Date of Birth	11/10/2004	Category	SC (Scheduled Caste)
Gender	Male	Domicile	Qualifying Exam Passed from Uttarakhand
Sub Category	None		
Rank Details			
All India Rank	84 (Round-1)		
Allotment Details			
Choice No.	2	Round No	1
Seat Allocated Category	GEN(M)	Allotted Quota	UK
Institute Allocated		Branch Allocated	
Institute Details			
Mobile No.		website	
Security Deposit			
Challan Number	Amount	Payment Date	
ALT0000000003	1.00	21/05/2024	

Dear Candidate,
 Congratulations! Veer Madho Singh Bhandari Uttarakhand Technical University, Dehradun is pleased to inform you about the allotment of following seat in the Course & Institute for the academic session 2024-25 based upon your participation in online counseling w.e.f. . The allotment of seat is purely provisional and your admission is subject to the verification of your documents, credentials, eligibility criteria at the time of reporting in college of your admission. It is further notified that, your rank has been generated based on your qualifying examination percentage which you have filled on the counseling portal. If this percentage is found false at any stage your admission will get automatically cancelled. You should report between in the allotted institute, for the verification of the document, deposition of fees and other formalities otherwise your admission will get automatically cancelled. You should see the website of the institute or contact on mobile number of the Institution for further reporting process.

Date:27/05/2024 18:20:28


Nodal Officer Counselling Board VMSB
 Technical University, Dehradun
 Uttarakhand B.TECH Counselling 2024-25

(No signature required, since it is a computer generated letter.)




If the applicant chooses Float option

- The **Float** option can be chosen if the applicant is not satisfied with the allotted institute and branch and has not been allotted their highest preferred choice.
- Then they can choose the float option in which they will also have to deposit ₹ 10,000/ advance admission fee and they will automatically participate in further counseling.
- In this participation, all the choices below the seat they have got in their preference will be deleted. Only the choices above the seat they have got in their preference will be taken in the next round.
- Once the admission fee is submitted, the applicant's choice shall be treated under the **Float Option**.
- A **Provisional Seat Allotment Letter** shall be generated after fee submission.
- The seat allotted under the Float Option shall be considered **provisional**.
- Under this option, the applicant's higher preferences shall remain active for consideration in the next counselling round.
- In the subsequent round, the seat may be upgraded based on availability and merit according to the applicant's preferences.



University Management System
Veer Madho Singh Bhandari Uttarakhand Technical University

Dashboard 

ONLINE COUNSELLING PORTAL

View Allotment Result (Kindly Scroll Down your page to proceed for the Seat Allotment Process)

Application No. EC240000016	Candidate Name B Pharma 1st Year	Father's Name B Pharma 1st Year Father	Mother's Name B Pharma 1st Year Mother
Date of Birth 28/02/1994	Mobile Number [REDACTED]	Email ID [REDACTED]	Year of Admission 2024
Rank B4 (Round-1)	Allotment Category GEN(M)	Allotment Quota UK	Course Name B.Pharm
Alloted Institute Name [REDACTED]	Alloted Branch Name [REDACTED]		
Institute Mobile No. [REDACTED]	Institute Website [REDACTED]		

Allotment Status has been Float,Download Your Allotment Letter to Click "**Provisional Seat Allotment Letter**" button:

[Go to Dashboard](#) [Provisional Seat Allotment Letter](#)

Copyright Veer Madho Singh Bhandari Uttarakhand Technical University, Dehradun



Print



**Veer Madho Singh Bhandari Uttarakhand
Technical University, Dehradun**
B.Pharm Counselling 2024-25
Session 2024-25

Provisional Seat Under Float Option Allotment Letter

Personal Details			
Registration No.	CT0000000018	Candidate Name	B Pharma 1st Year
Application No.	EC240000016	Mother's Name	B Pharma 1st Year Mother
Father's Name	B Pharma 1st Year Father	Category	OBC (Other Backward Caste)
Date of Birth	28/02/1994	Domicile	Uttarakhand
Gender	Male		
Sub Category	None		
Rank Details			
All India Rank	84 (Round-1)		
Allotment Details			
Choice No.	2	Round No	1
Seat Allocated Category	GEN(M)	Allotted Quota	UK
Institute Allocated	UNIVERSITY COLLEGE OF PHARMACY DEHRADUN	Branch Allocated	B.Pharm
Institute Details			
Mobile No.	05122444444	website	www.universitycollegeofpharmacydehradun.ac.in
Security Deposit			
Challan Number	Amount	Payment Date	
ALT0000000002	1.00	21/05/2024	

Dear Candidate,
Congratulations! Veer Madho Singh Bhandari Uttarakhand Technical University, Dehradun is pleased to inform you about the allotment of following seat in the Course/Institute for the academic session 2024-25 based upon your participation in online counseling w.e.f. . The allotment of seat is purely provisional and your admission is subject to the verification of your documents, credentials, eligibility criteria at the time of reporting in college of your admission. It is further notified that, your rank has been generated based on your qualifying examination percentage which you have filled on the counseling portal. If this percentage is found false at any stage your admission will get automatically cancelled. Please note that you have opted for Float option and your allotted seat is subject to change as per choices submitted by you in subsequent round of online counseling. **As you have opted the float option hence you need not to report for allotted branch in the concerned institute.** This allotted seat will remain with you till you are not allotted with higher preference choice filled by you. In next round your all other choices given preference lower than the allotted branch will get deleted you will be entered in counseling only for the choices you filled above than the choice (seat) will get deleted and you will be considered for counseling only for the choices you filled above than the allotted choice.

Date:27/05/2024 18:12:51

Nodal Officer Counselling Board VMBSB
Technical University, Dehradun
Uttarakhand B.Pharm Counselling 2024-25

(No signature required, since it is a computer generated letter.)

If the applicant chooses the withdraw option

When an applicant selects the **Withdraw** option, the following details must be entered, as shown below.

University Management System
Veer Madho Singh Bhandari Uttarakhand Technical University

Dashboard

ONLINE COUNSELLING PORTAL

Alloted Institute Name

Alloted Branch Name

Institute Mobile No.

Institute Website

Withdraw Details

Reason for withdraw:

Captcha

MXQY1

Enter Captcha

Update Status/Withdraw

- By choosing the withdraw option, if the applicant wants to participate again in the counseling in the next round, they will have to pay ₹2000/ counseling fee.
- If an applicant does not choose any option between Freeze Float and Withdrawal, it will also be considered as withdrawn.



Submit New Choice

Applicants who click on **Withdraw** will have the option to submit a new choice. By clicking on the **Submit New Choice** button, the applicant will be redirected to the form, as shown below.

Next Round Choice Filling

Application No.: EC240000008
 Candidate Name: Testing BBA
 Father's Name: Testing BBA Father
 Mother's Name: Testing BBA Mother
 Date of Birth: 13/11/1996
 Mobile Number: [Redacted]
 Email ID: rkmrakesh7266@gmail.com
 Year of Admission: 2024
 Rank: B4 (Round-1)
 Course Name: BBA

Existing Choice

Choice Seq No	Institute Name	Branch Name
1	[Redacted]	[Redacted]

Fill New Choice

Institute Status: --Select--
 Institute Name: --Select--
 Branch Name: --Select-- + Add

Choice Seq No	Choice Order	Institute Status	Institute Name	Branch Name	Action

Fee Details

Counselling Registration Fees	₹ 1/-
Total	₹ 1/-

Note: Your Counselling Token Money/Security Fees is subject to verification & payment of aforesaid fee by the Institute to the University

Go To Dashboard
Final Submit & Proceed to Payment

- After entering all the details, the applicant can submit his/her form and proceed to payment.

Show Cutoff

- Applicants can also see their cutoff by clicking on the Show Cutoff option.
- After clicking on the tab, the details of Allotment will be shown college wise where opening rank and closing rank are shown.



ONLINE COUNSELLING PORTAL

Filter

Round: All
College: --Select--
Course: BTECH
Branch: --Select--

Category: --Select--
Sub Category: --Select--
Are you a Resident/Domicile of Uttarakhand State?
 Yes No
 1st Year Lateral Entry 2nd Year

Search Reset

Show 25 entries

S.No.	Course Name	College Name	Is Lateral	Branch Name	Sub Category	Seat From	Total Seats	Allotted Seat From	Allotted Seats	Opening Rank	Closing Rank
-------	-------------	--------------	------------	-------------	--------------	-----------	-------------	--------------------	----------------	--------------	--------------

Documents Required at the Time of Reporting

Candidates are required to upload/carry the following documents during the admission reporting process. All documents must be clear, legible, and valid. Candidates are advised to keep both original documents and photocopies ready for verification purposes.

Case-I: Online Reporting

Candidates opting for **Online Reporting** are required to upload scanned copies of the following documents on the admission portal:

- 1. Class 10th Mark Sheet**
For verification of academic qualifications and date of birth.
- 2. Class 10th Certificate (Optional)**
May be uploaded if available.
- 3. Class 12th Mark Sheet**
Mandatory for verification of qualifying examination details.
- 4. Class 12th Certificate**
Required as proof of successful completion of the qualifying examination.
- 5. Diploma Certificate (For Lateral Entry Candidates Only)**
Applicable only to candidates seeking admission through lateral entry.
- 6. Character Certificate**
Issued by the last attended institution.
- 7. Recent Passport Size Photograph**
The photograph should be recent and in the prescribed format.
- 8. Medical Certificate**
Issued by a registered medical practitioner in the prescribed format.
- 9. JEE Admit Card and Score Card (For B.Tech Candidates, if applicable)**
Required for candidates seeking admission through JEE score.
- 10. Transfer Certificate (TC)**
Issued by the previously attended institution.



11. Migration Certificate (For B.Tech Lateral Entry Candidates Only)

Applicable for candidates from boards/universities other than the current affiliating board/university.

12. Domicile Certificate (For Uttarakhand Candidates Only)

Required for candidates claiming domicile/reservation benefits of Uttarakhand state.

13. Caste Certificate (Applicable for OBC/SC/ST Candidates)

The certificate must be issued by the competent authority in the prescribed format.

14. Income Certificate (For TFW Candidates Only)

Required for candidates applying under the Tuition Fee Waiver (TFW) category.

15. GAP Certificate (If Applicable)

Required for candidates having an academic gap between qualifying examinations and current admission year.

Case-II: Offline Reporting

Candidates opting for **Offline Reporting** must carry the following original documents along with photocopies at the time of physical reporting to the institute:

1. Class 10th Mark Sheet
2. Class 10th Certificate (Optional)
3. Class 12th Mark Sheet
4. Class 12th Certificate
5. Diploma Certificate (For Lateral Entry Candidates Only)
6. Character Certificate
7. Recent Passport Size Photograph (5 Nos.)
8. Medical Certificate
9. JEE Admit Card and Score Card (For B.Tech JEE Candidates, if applicable)
10. Transfer Certificate (TC)
11. Migration Certificate (For B.Tech Lateral Entry Candidates Only)
12. Domicile Certificate (For Uttarakhand Candidates Only)
13. Caste Certificate (Applicable for OBC/SC/ST Candidates)
14. Income Certificate (For TFW Candidates Only)
15. GAP Certificate (If Applicable)

Important Instructions

- All uploaded documents must be in the prescribed format and size as mentioned on the admission portal.
- Candidates must ensure that all information provided in the documents is accurate and matches the details filled in the application form.
- Submission of incomplete, invalid, or unclear documents may lead to rejection or delay in the admission process.